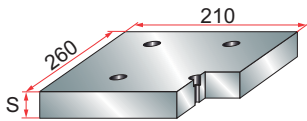


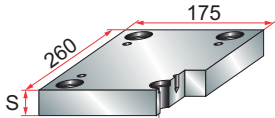
PBA



PBA	
S	22
	32

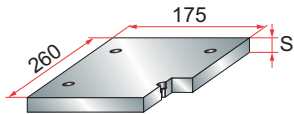
mat.: 1.1730

PC



			Material	
			1.1730	1.2311
S	22	*	*	*
	27	*	*	*
	36	*	*	*
	46	*	*	*
	56	*	*	*
	66	*	*	*
	76	*	*	*
96	*	*	*	

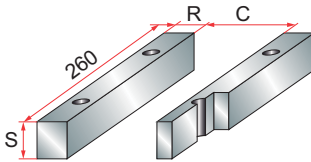
PS



PS	
S	22
	32

mat.: 1.1730

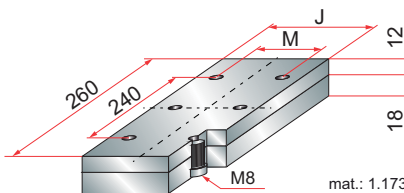
ESP



ESP		
R	26	36
	50	50
	70	70
	90	90
C	123	103

mat.: 1.1730

CPE



J	122	102
M	105	85

mat.: 1.1730