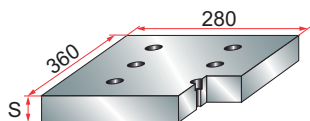


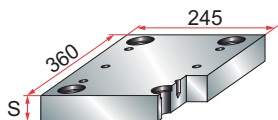
## PBA



PBA	
S	22
	32

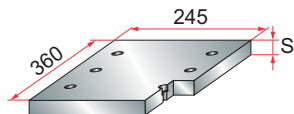
mat.: 1.1730

## PC



		Material	
		1.1730	1.2311
S	27	*	*
	36	*	*
	46	*	*
	56	*	*
	66	*	*
	76	*	*
	96	*	*
116	*	*	

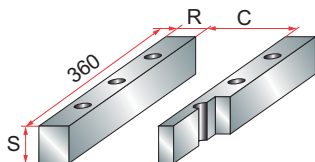
## PS



PS	
S	22
	32

mat.: 1.1730

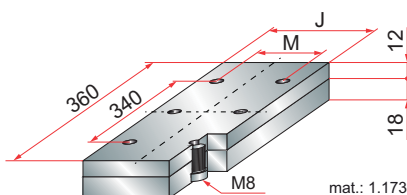
## ESP



		ESP	
		R	C
S	36	46	
	60	60	
	70	70	
C	90	90	
	173	153	

mat.: 1.1730

## CPE



J	170	150
M	150	130

mat.: 1.1730